

Prices Include HST

Pricing may change as inventory replenishes.

# Kerosene Lamps of the North

Pricing in Canadian Dollar. Taxes are include. Packaging and shipping upon request.  
Porch Pick Up or Canada Post expedite

Mailing Address:  
26 Paul St, Picton, Ontario, K0K-2T0

## Lamp Features:

- Aladdin lamps are renowned for producing a soft, efficient, mellow light that is very pleasing to the human eye; over 20 million sold!
- No electricity required Simple operation, light with a match and never require pumping
- Recommended to use Aladdin Lamp Oil but works on K-1 Kerosene Capable of producing over 40 candlepower, this is many times brighter than traditional flat wick kerosene lamps
- Each lamp produces 2500 BTU's. Two in a room is equivalent to the largest wall plug-in electric heater.
- No noise, smoke, or odor which are common with flat wick lamps
- The Aladdin Learning Center ([www.aladdinlamps.com](http://www.aladdinlamps.com)) has many helpful resources including instructional videos on use and installation of components
- Also reference the Aladdin FAQ page in the Aladdin Learning Centre to better understand the more common questions



Aladdin Genie III



## LAMPS (each lamp includes the burner, mantle, wick, chimney, and font (base))

PART #	(For reference in Aladdin catalog) OLD PART #	TRIM	COLOUR	SHAPE	BASE STYLE	Price
*CB100007060	C6107	BRASS	CRYSTAL CLEAR	SHELF	GENIE III	\$229.95
Optional Shade: Use only with 12" or less parchment shades						
*CB100007230	C6108	BRASS	HONEY AMBER	SHELF	GENIE III	\$249.95
Optional Shade: Use only with 12" or less parchment shades						
*CB100007400	A2310	NICKEL	ALUMINUM	TABLE	SHATTERPROOF CLASSIC	\$279.95
CB100007059	B2301	BRASS	ALL BRASS	TABLE	BRASS (STANDARD)	\$299.95
*CB100007011	C6192	BRASS	CRYSTAL CLEAR	TABLE	LINCOLN DRAPE GLASS	\$299.95

\*1

Prices are subject to change without notice. Subject to applicable shipping charge.

# Kerosene Lamps of the North



14 "



10 "

## Shade Features:

- ~ Shades are optional with Aladdin lamps and not required
- ~ A 10" glass shade requires a 10" Shade Ring
- ~ A 12" parchment shade requires a 12" Shade Tripod
- ~ A 14" parchment or cloth shade requires a 14" Shade Tripod
- ~ Only Aladdin lamp shades are recommended for Aladdin lamps as they generally produce more heat which other shades may not withstand

## SHADES

PART #	(For reference in Aladdin catalog) OLD PART #	COLOUR	DESIGN	SIZE	DECORATION	MATERIAL	Sale
100019648		Brown & Black	Woodland	12"	Deer	Parchment	\$00.00
1000211100		Multi	Sunset	14"		Parchment	\$00.00
100021111		Multi	Rocky Mnt	14"		Parchment	\$00.00
100021112		Multi	Farm Scene	14"		Parchment	\$00.00
*CBM540	M540	WHITE	STUDENT	10"	NONE	GLASS	

## SHADE TRIPODS

PART #	(For reference in Aladdin catalog) OLD PART #	DESIGN	FITS	Price
*CB401RB	401RB	10" DIAMETER, BRASS, WITH RING	MODELS 7-12, A, B, C, 21, 21C, 23, 23A	\$36.95
*CB401RN	401RN	10" DIAMETER, NICKEL PLATED	MODELS 7-12, A, B, C, 21, 21C, 23, 23A	\$36.95
*CB1281	1281	12" DIAMETER, BRASS	MODELS 7-12, A, B, C, 21, 21C, 23, 23A	\$29.95
*CBN401N	1281N	12" DIAMETER, NICKEL PLATED	MODELS 7-12, A, B, C, 21, 21C, 23, 23A	\$29.95
*CB1478B	1478B	14" DIAMETER, BRASS	MODELS 7-12, A, B, C, 21, 21C, 23, 23A	\$36.95
*CB1480N	1478N	14" DIAMETER, NICKEL PLATED	MODELS 7-12, A, B, C, 21, 21C, 23, 23A	\$36.95

Note: All above listed shade tripods fit any Aladdin lamp made since 1917.

\*DENOTES STOCK ITEMS

Prices are subject to change without notice. Subject to applicable shipping charge.

# Kerosene Lamps of the North

## ALADDIN PARTS

- ~ From the regular wear parts, to the broken or lost components, parts are available from the current model to models dating back to the start of the 1900's
- ~ Use the following pages for quick reference to identify the common parts on newer models
- ~ The model is easily identified by looking at the Wick Raiser Knob on the burner
- ~ For the 21 page guide detailing the parts for all models, please reference the Aladdin Model Guide PDF available in the Aladdin section of the Cookstoves Canada or Foundry website (or talk to your customer service representative)

### MANTLE



#### Mantle Features:

- ~ The R150 mantle fits the current and most Aladdin lamps
- ~ Mantles for other models can be special ordered
- ~ A mantle typically lasts 3 months (but it is use dependant)
- ~ They are fragile – handle with care
- ~ They deteriorate and will eventually break over time – this is normal as they are a wear part
- ~ There is proper way to burn your mantle for the first time – please reference [www.aladdinlamps.com](http://www.aladdinlamps.com) for a quick instructional video
- ~ The blue film initially on the mantle will burn off – this is normal

(For reference in Aladdin catalog)					Price
PART #	OLD PART #	DESIGN	FITS		
*CBR150	R150	LOX-ON	MODELS 12, A, B, C, 21, 21C, 23, 23A, MAXBRITE 500 SERIES		\$37.00
Fits any Aladdin with a glass base or a metal base with no centre air tube, and #12					4 @ \$140.00

### WICK



#### Wick Features:

- ~ Be sure to select the correct wick for your model
- ~ Ensure the wick does not dry out – keep the fuel filled to a reasonable level between uses
- ~ A wick typically lasts 3-6 months depending on usage
- ~ A wick will wear out – this is a wear part

(For reference in Aladdin catalog)					Sale
PART #	OLD PART #	DESIGN	FITS		
*CBN230	N230	1" ROUND COTTON (ENGLAND)	MODELS MAXBRITE 500 SERIES, 23, 23A, 23E60		\$28.00
Fits all currently produced lamp and refrigerator burners					
*CBR151	R151	1" ROUND COTTON (ENGLAND)	MODELS A, B, C, 21C, 21*		\$36.00
Fits most burners made between 1932 and 1969 with #21 burner, must use N233 wick raiser					
R198	R198	1" ROUND COTTON (ENGLAND)	Model 7 Through 12		\$36.00

# Kerosene Lamps of the North

## ALADDIN PARTS

### FUEL



#### Fuel Features:

- ~ Aladdin fuel is highly refined kerosene
- ~ This is the recommended fuel for your Aladdin lamp
- ~ Odor free

(For reference in Aladdin catalog)					Sale
PART #	DESIGN	SIZE			
100017469	Aladdin Lamp Fuel	64oz 1.89Lt			Sold out

### CHIMNEY



#### Chimney Features:

- ~ Identify if the chimney is Heel'less (smooth base) that pressure fits into the gallery or Lox-On (3 indentations in the base) that twist locks
- ~ 12.5" chimneys are the standard on Aladdin lamps
- ~ 15.5" chimneys are required at high elevations, but also offer added performance (15% brighter)
- ~ Note the extra height increases the chance of the chimney being hit and broken or knocked over – for this reason it's not the standard size

(For reference in Aladdin catalog)				Sale
PART #	DESIGN	FITS		
100004908	HEELLESS (SMOOTH BASE) 12.5" H	MAXBRITE 500 SERIES BURNER AND ANY HEELLESS GALLERY		\$40.00
Standard height chimney, fits any currently produced burner, best for #500				
100006743	HEELLESS (SMOOTH) 15.5" H, HI OUTPUT	MAXBRITE 500 SERIES BURNER AND ANY HEELLESS GALLERY		\$40.00
Tall chimney; adds 15% to output, required above 4000 ft altitude, best for #500				
R103	LOX-ON 12.5" H	LOX-ON GALLERY 12, A, B, C, 21, 21C, 23		\$40.00
Standard height chimney with special Lox-On base				
R105	LOX-ON 15.5" H HI OUTPUT	MODELS 7-12, A, B, C, 21, 12C, 23		\$40.00
Extra tall Lox-On; makes lamp burn 15% brighter, required above 4000 ft altitude				


\*DENOTES STOCK ITEMS

Prices are subject to change without notice. Subject to applicable shipping charge.

# Kerosene Lamps of the North



N106



N114




N120B



N121B




N120N



N121N



Max-Brite Burner



N115N/N115B



N121B



N146



N238N



N233



B Gallery



R111

## SPREADER

PART #	DESIGN	FITS	Sale
N106	FLAMESPREADER, STD #23, BRASS	MODELS 7-12, A, B, C, 21, 21C, 23, 23A, MAXBRITE 500 SERIES	\$26.00
Fits lamp & fridge burners made from 1917 to 2017, with 1" wick – single notch			
N-146	Kone Kap Mantle adapter	Model 3 to 11	\$23.00
PART #	DESIGN	FITS	
N233	STEEL WICK RAISER	MODELS 12, 23, 23A, 23E60, MAXBRITE 500 SERIES	\$19.00
Fits all currently produced lamp and fridge burners			

## BURNER

PART #	DESIGN	FITS	Price
100013606	MAXBRITE MODEL 502, BRASS	MODELS A, B, C, 21, 21C, 23, 23A, MAXBRITE 500 SERIES	\$149.95
For most lamps 1955-present (glass or metal base without air tube) Requires MaxBrite chimney			
100013607	MAXBRITE MODEL 502, NICKEL	MODELS A, B, C, 21, 21C, 23, 23A MAXBRITE 500 SERIES	\$149.95
For most lamps 1955-present (glass or metal base without air tube) Requires MaxBrite chimney			

\*DENOTES STOCK ITEMS

Prices are subject to change without notice. Subject to applicable shipping charge.





# *Kerosene Lamps of the North*

## ALADDIN PARTS

### FILLER CAP

PART #	DESIGN	FITS	LIST
N120B	BRASS W/ COARSE THREADS ON INSIDE	MOST ALADDIN GLASS LAMP FONTS	15.00
N120N	NICKEL W/ COARSE THREADS ON INSIDE	MOST ALADDIN GLASS LAMP FONTS	15.00

### FILLER COLLAR

PART #	DESIGN	FITS	LIST
N121B	BRASS THREAD RING, GLUE ON	MOST ALADDIN GLASS LAMP FONTS	15.00
N121N	NICKEL PLATED THREAD RING, GLUE ON	MOST ALADDIN GLASS LAMP FONTS	15.00

### FILLER PLUG

PART #	DESIGN	FITS	LIST
N114B	BRASS W/ THREADS ON OUTSIDE	K102, BH210, BW225 DELUXE	21.00
Fits "Deluxe" style lamps only			
N115B	BRASS W/ THREADS ON OUTSIDE	MANY MODELS, OFTEN WITH METAL FONT	15.00
Used on most brass lamps made after first 1/3 of 20 <sup>th</sup> century			
N115N	NICKEL PLATED W/ OUTSIDE THREADS	MANY MODELS, OFTEN WITH METAL FONT	15.00
Standard height chimney with special Lox-On base			

### GALLERY

PART #	DESIGN	FITS	Sale
N239AB	BRASS, HEELLESS BURNER TOP	MODEL 23A (HEELLESS), MAXBRITE 500 SERIES	\$40.00
Fits all currently produced burners, requires heelless chimney			
N239AN	NICKEL PLATED, HEELLESS BURNER TOP	MODEL 23A (HEELLESS), MAXBRITE 500 SERIES	\$40.00
Fits all currently produced burners, requires heelless chimney			
Model B Gallery	Brass finish only		\$40.00

\*DENOTES STOCK ITEMS

Prices are subject to change without notice. Subject to applicable shipping charge.



# *Kerosene Lamps of the North*

## ALADDIN PARTS

### WICK TUBE

(For reference in Aladdin catalog)				
PART #	OLD PART #	DESIGN	FITS	Sale
*CBN238B	N238B	BRASS OUTER WICK TUBE	MODELS 23, 23A, 23E60, MAXBRITE 500 SERIES	\$20.00
Fits all currently produced burners				
*CBN238N	N238N	NICKEL PLATED OUTER WICK TUBE	MODELS 23, 23A, 23E60, MAXBRITE 500 SERIES	\$20.00
Fits all currently produced burners				

### WICK CLEANER

(For reference in Aladdin catalog)				
PART #	OLD PART #	DESIGN	FITS	Price
*CBR111	R111-1B	BRASS DELUXE	ALL BURNERS WITH 1" DIAMETER WICKS	\$16.00
Makes the required wick cleaning easy and improves lamp performance				



Fits Genie and Model B Glass fonts


### Wall Brackets

(For reference in Aladdin catalog)				
PART #	OLD PART #	DESIGN	FITS	Price
N118B		Brass Wall Bracket		\$50.00
N118N		Nickel Wall Bracket		\$50.00
N118 BLK		Black Wall Bracket		\$00.00

\*DENOTES STOCK ITEMS

Prices are subject to change without notice. Subject to applicable shipping charge.

# *Kerosene Lamps of the North*



## Mantle Savers

Fits all Aladdin Chimneys

100017213	Mantle Saver	\$00.00
-----------	--------------	---------

Aladdin Price book 2017	\$15.00
-------------------------	---------

## Non Aladdin Wicks

### Round Wick Center Draft replacement wicks

# 0 S Round Wick 1 1/4" flat x 7" long, 0.055" thick Fits Miller Tiny Lamps	\$18.00
---	---------

#1 R Round wick 1 9/16" Flat X 8" Long Fits Rayo JR	\$18.00
---	---------

#2 R Round wick 2 5/8 Flat 8 1/2 Long	\$19.00
---------------------------------------	---------

#2 L Round wick 2 5/8" Flat X 7 1/4 Long Fits Rayo, Rochester lamps	\$18.00
---	---------

Prices are subject to change without notice. Subject to applicable shipping charge.



## Lamp Models – General Overview

In order to find replacement parts for a lamp, look for the Model Number on the Wick Raiser Knob.

### Wick Raiser Knobs

Note: some models may have multiple variations of wick raiser knobs not shown below.



\*The knob looks the same for Model 1 and 2, however, Model 1 is blank on the back, while Model 2 has "Made in USA" on the back.

\*\*Model 4 looks the same as 1 and 2, but, 1 and 2, the center attachment is an indented circle, while Model 4 is a raised square or diamond; some 4s are smooth

\*\*\*Some lamps between 1978-1983 had the logo with the lamp but were still lox-on

### Models

Model	Years Sold	Lamp/BurnerChimney Draft Style	Mantle	Wick	Wick Raiser	Flame Spreader	Burner (brass/nickel)***	Gallery (heel-less) (brass/nickel)***	
MAXbrite 2015-500 series present		Side	100004908 (h-l)	R150 (lox-on)	N230	N233	N106	100012074/100012073	N239AB/N239AN
23A	1983-2015	Side	R910 (heel-less)	R150 (lox-on)	N230	N233	N106	100012074/100012073	N239AB/N239AN
23	1969-197	Side	R103 (lox-on)	R150 (lox-on)	N230	N233	N106	100012074/100012073	N239AB/N239AN
21C	1963-1969	Side	R103 (lox-on)	R150 (lox-on)	R199/N230	Na/N233	N106	100012074/100012073	N239AB/N239AN
C	1955-1963	Side	R103 (lox-on)	R150 (lox-on)	R151	R188	N106	100012074/100012073	N239AB/N239AN***
B	1933-1955	Side	R103 (lox-on)	R150 (lox-on)	R151	R185	N106	100012074/100012073	N239AB/N239AN***
A	1932	Side	R103 (lox-on)	R150 (lox-on)	R151		N106	100012074/100012073	N239AB/N239AN***
12	1928-1935	Center	R103 (lox-on)	R150 (lox-on)	N198		N106		N239AB/N239AN***
11	1922-1928	Center	R910 (heel-less)	R150 (lox-on)*	N198				
10	1921-1922	Center	R910 (heel-less)	R150 (lox-on)*	N198**				
9	1920-1922	Center	R910 (heel-less)	R150 (lox-on)*	N198**				
8	1919-1920	Center	R910 (heel-less)	R150 (lox-on)*	N198**				
7	1917-1919	Center	R910 (heel-less)	R150 (lox-on)*	N198**				
6	1914-1917	Center	R910 (heel-less)	R150 (lox-on)*					
5	1913-1914	Center	R910 (heel-less)	R150 (lox-on)*					
4	1912-1913	Center	R910 (heel-less)	R150 (lox-on)*					
3	1911-1912	Center	R910 (heel-less)	R150 (lox-on)*					
2	1910	Center	R910 (heel-less)						
1	1909-1910	Center	R910 (heel-less)						

\*Need to use a Kone Kap adapter #N146A; Kone Kap mantles no longer available

\*\*To fit wick #N198 for models 7-10, pry steel wick tabs off wick

\*\*\*Only heel-less burners and galleries available, lox-on are not available

\*\*\*\*Gallery may fit these models

### Models made outside of the USA (list is not complete):

Model	Country	Years Produced
B	UK	1932
14 / 16A (Super Aladdin)	UK / Australia	1933-1953
21	UK	1953-1963
21C	UK	1963-1969
23	UK/Hong Kong	1969-1977 / 1975-
C	Brazil	1974-1976



## Significant Model Changes Through the Years

---

### Burner Draft Style: Center-Draft or Side Draft

#### Models 1-12 – center-draft models

Center-draft lamps have an open tube running from the center of the base all the way up to the inner wick tube. The base of the lamp had small holes which allowed air in, which would then be brought up to the burner and wick and pulled out through the chimney. These models were only metal—no glass. Operation of the wick, flame spreader and mantle work the same with these lamps. Extra consideration needs to be made to make sure that the holes in the bottom of the font are not blocked, because this is where most of the oxygen is getting in.

#### Models A-MAXbrite 500 – side-draft models

All oxygen is brought in from the sides of the burner. These models come in metal or glass. These new types of burners were referred to as “Nu-Type” early on. Models A and B have “Nu-Type” on the wick raiser knob.

### Burner Gallery/Chimney Style: Heel-less or Lox-on

#### Models 1-11 and 23A-MAXbrite 500 – heel-less chimney models

Heel-less chimneys have a smooth bottom, and slip into a burner gallery with raised tabs on the side (looks like a crown)

#### Models 12-23 – lox-on chimney models

Lox-on chimneys have 3 small indentions on the bottom, and twist and lock into place on a burner gallery that is flat and also has 3 matching notches

### Mantle Style: Cap, Kone Kap or Lox-on

#### Models 1-2 – Cap mantle

Cap mantles fit over the cone that was attached to the burner

#### Models 3-11 – Kone Kap mantle

The Kone Kap mantle was introduced to contain the cone that used to be attached to the burner, and was the first mantle actually produced by Aladdin

#### Models 12-MAXbrite 500 – Lox-on mantle

Lox-on mantles were introduced at the same time as the Lox-on chimneys; new detachable top burner cone, and reinforcement in the top of the mantle to ensure uniformity and new lox-on design to twist and lock mantle into place

## Model Parts, Diagrams and Descriptions

### Model MAXbrite 500 (2015-present): Side-draft, Heel-less chimney, Lox-on mantle

Burner Draft Style	Side-draft
Burner	New improved design of the #23 burner. Designed to improve the function of the improved lox-on mantles; fixes air leak problems for improved air flow and less spiking. Now have 4 holes in the bottom to drain excess fuel. Wick adjustment shaft was shortened so the gear is less apt to get in the way when changing the wick.
Chimney	Heel-less; similar to other versions, but with slight improvements to shape and new MAXbrite logo; new heat/fuel/use warning printed on base
Flame Spreader	Similar design as #23; has 1 notch in base instead of 2
Gallery	Same as 23A
Mantle	Lox-on
Wick	Same as #21C and #23

